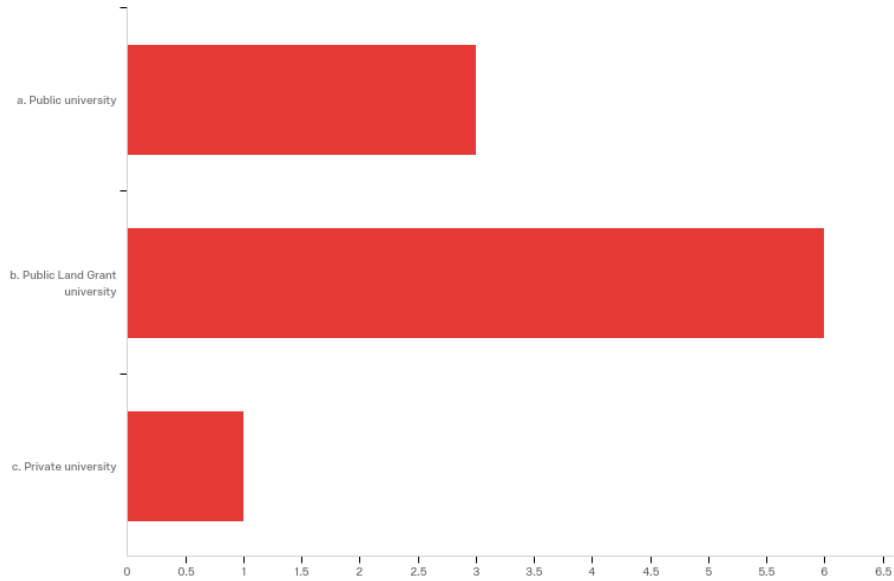


ANDP Survey

ANDP Survey Questions

October 22nd, 2019

University

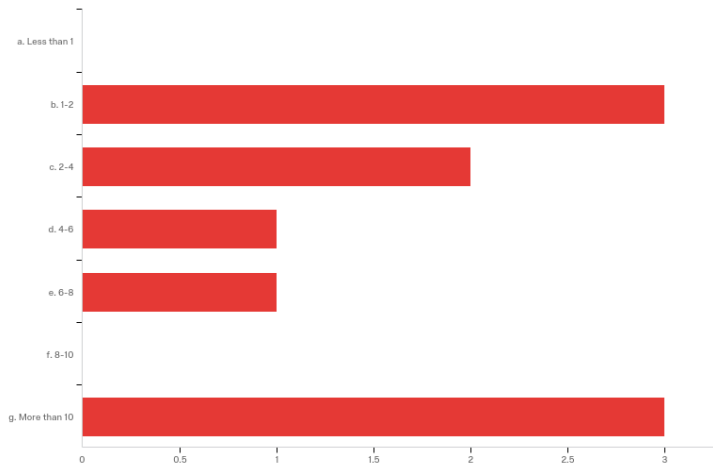


#	Answer	%	Count
1	a. R-1	80.00%	8
2	b. R-2	20.00%	2
	Total	100%	10

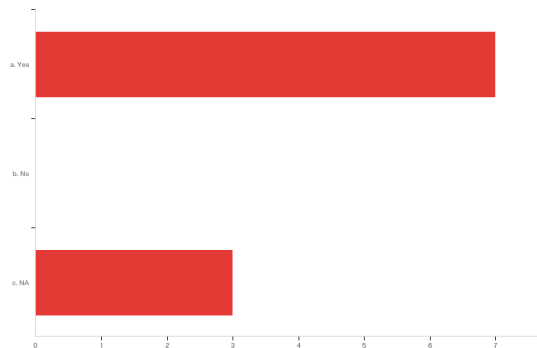
Program type (check all that apply)

#	Answer	%	Count
1	a. Department	52.94%	9
2	b. Program	23.53%	4
3	c. Graduate program	23.53%	4
	Total	100%	17

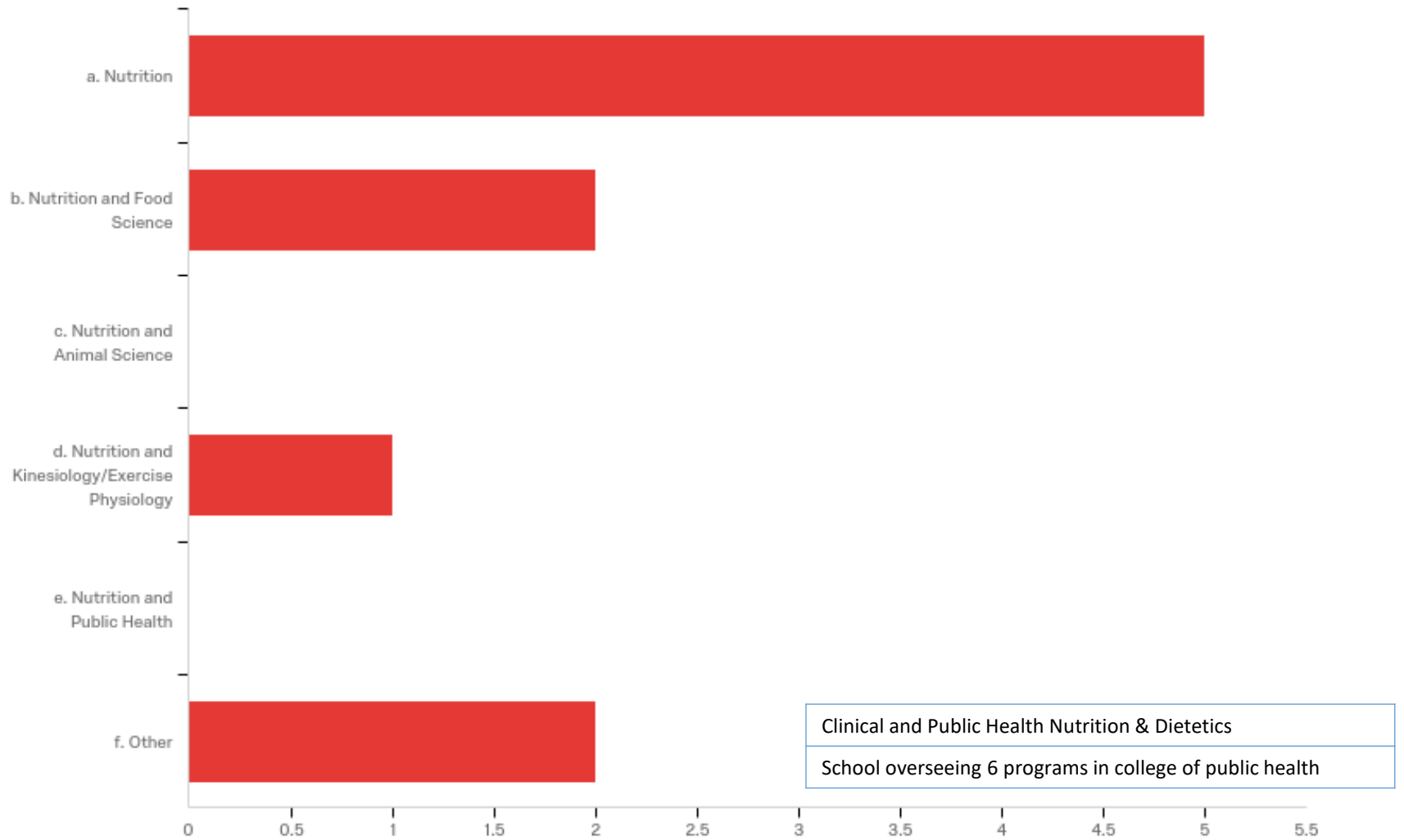
Number of years you have been head/chair/vice-chair of your program/department



If you are a graduate program head/chair, do you have authority over the participating faculty (i.e do these FTE faculty lines fall under your purview for performance review or budget?)



6. Program/Department focus



If there is (are) (an)other unit(s) of nutrition or dietetics at your institution, what are they and where are they housed?

7. If there is (are) (an)other unit(s) of nutrition or dietetics at your institution, what are they and where are they housed?

NA

n/a

In another school

No

Our school houses nutrition, kinesiology, epidemiology, global health, environmental health and biostatistics

no

BS Nutrition, Westbrook College of Health Professionals

Yes 2 other academic units and one center

NA

No

Peer comparison schools

8. Peer comparison schools

U Wisc; U Illinois; Cornell; Penn State U

UC Berkeley, Michigan, University of Virginia

Purdue, University of Illinois

UNC-Chapel Hill (perhaps) or other schools/college of public health

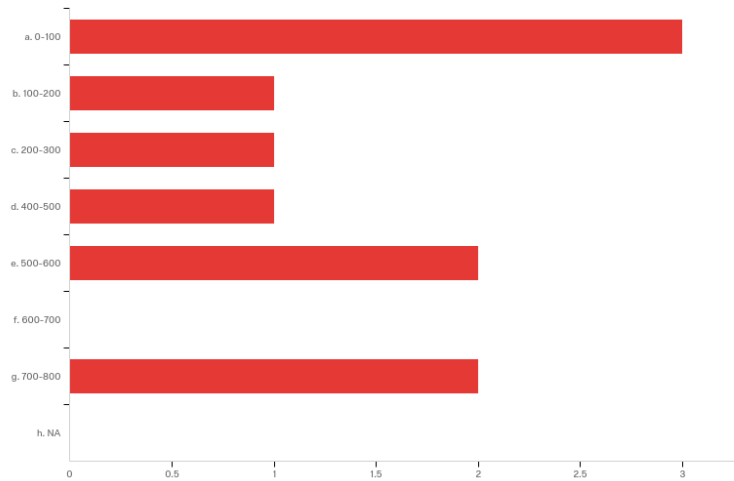
These are our institutional peer institutions - not all are useful for our department; University of Arizona; University of Illinois; UC-Davis; Michigan State; Univ MN; NCState; Ohio State; Purdue: Texas AM; Univ Wis

Big Ten

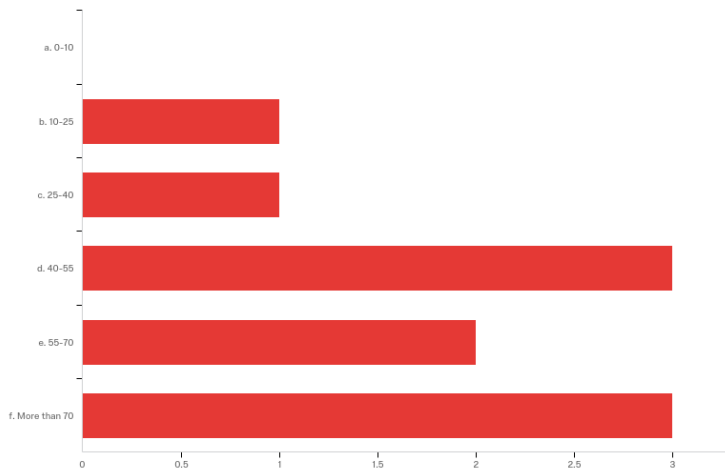
Michigan, Illinois, Purdue

University of Wyoming, Boise State University, Idaho State University, Utah State University, Montana

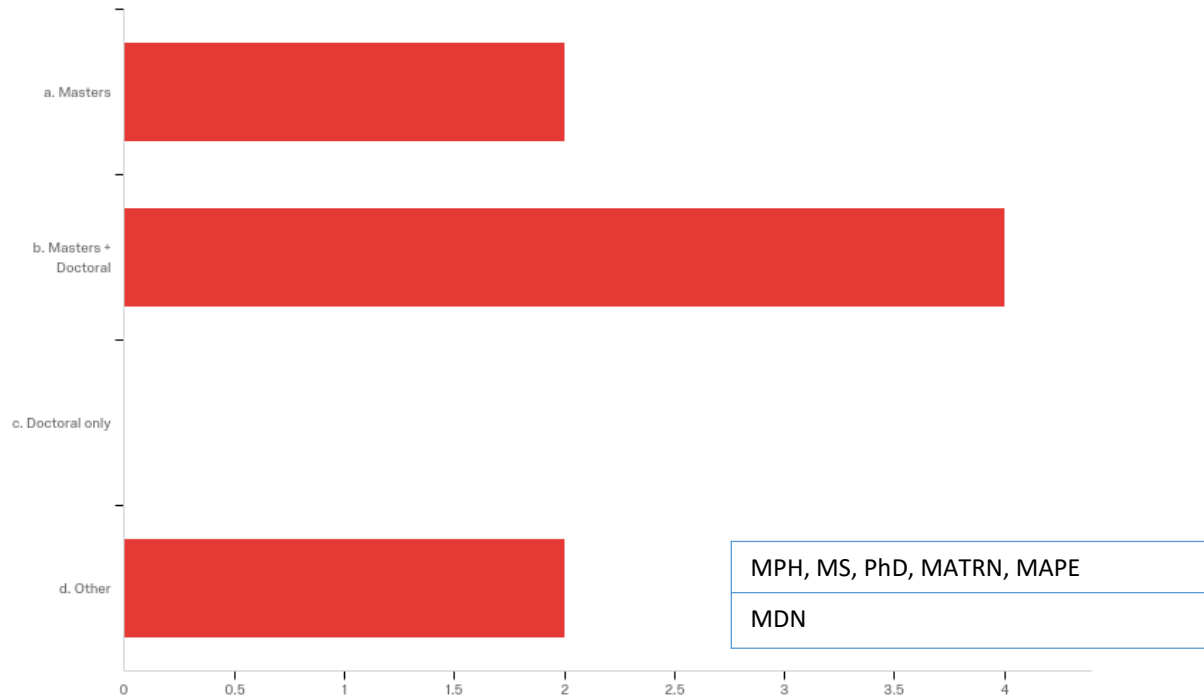
Number of undergraduate majors in department/program



Number of graduate students in program/department



Graduate degrees offered



Number of **tenure track/tenured faculty** in program/department

#	Answer	%	Count
1	a. 0-5	12.50%	1
2	b. 6-10	12.50%	1
3	c. 11-15	37.50%	3
4	d. 16-20	12.50%	1
5	e. More than 20	25.00%	2
	Total	100%	8

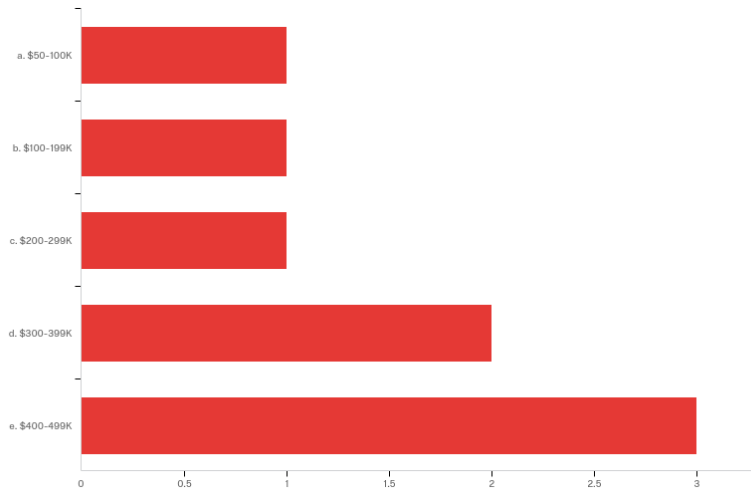
Number of **non-tenure track research-focused or clinical faculty**

#	Answer	%	Count
1	a. 0-5	50.00%	4
2	b. 6-10	12.50%	1
3	c. 11-15	0.00%	0
4	d. 16-20	25.00%	2
5	e. More than 20	12.50%	1
	Total	100%	8

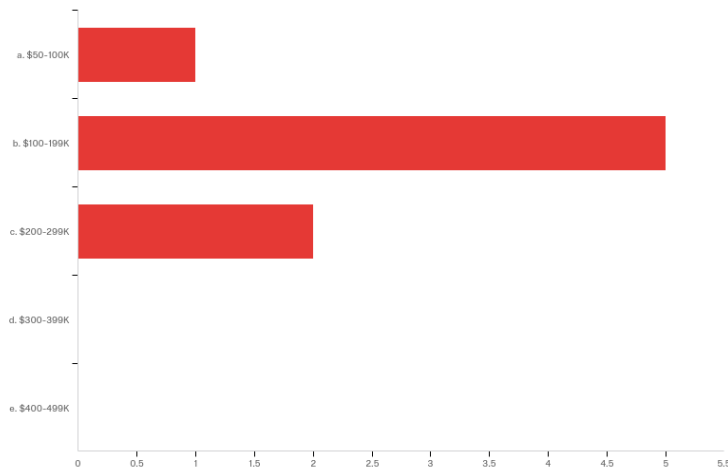
Number of **non-tenure track lecturers** typically used each year for teaching

#	Answer	%	Count
1	a. 0-5	37.50%	3
2	b. 6-10	25.00%	2
3	c. 11-15	25.00%	2
4	d. 16-20	12.50%	1
	Total	100%	8

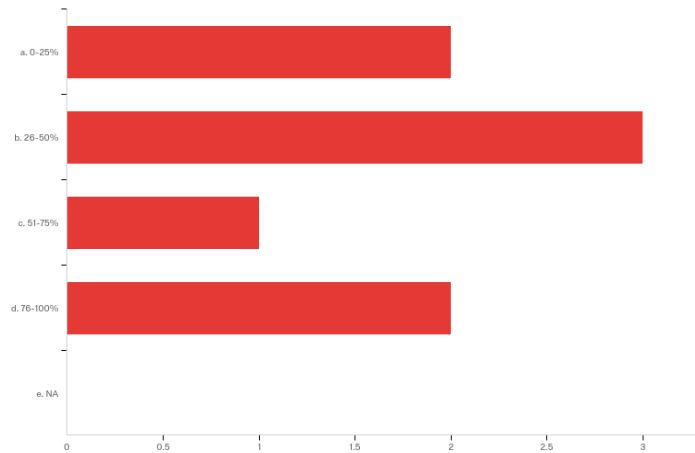
Typical startup package for wet laboratory nutrition faculty hires (Assistant Professor level)



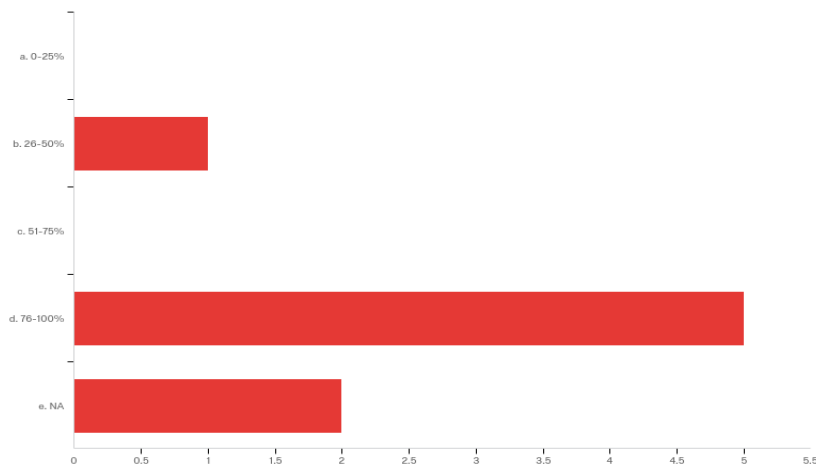
Typical startup package for dry laboratory nutrition faculty hires (Assistant Professor level)



Percentage of masters students in the program receiving institutional financial support from fellowships, teaching assistantships, or research assistantships, in an average year



Percentage of doctoral students in the program receiving institutional financial support from fellowships, teaching assistantships, or research assistantships, in an average year



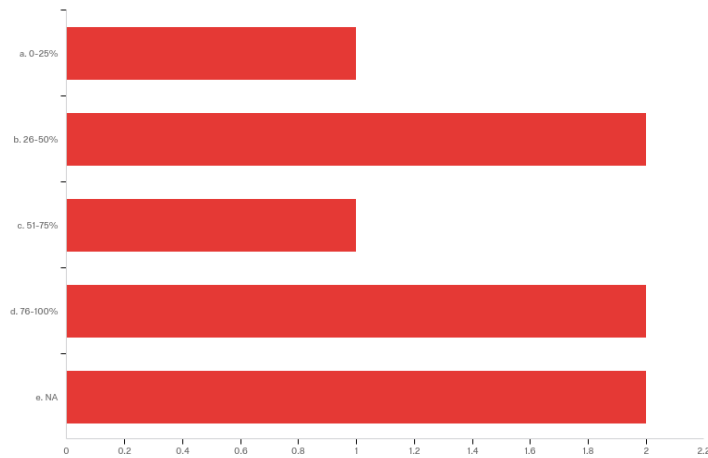
Does your institution require the PI or department to pay student tuition for graduate student researchers paid from extramural grant funds?

#	Answer	%	Count
1	a. Yes	62.50%	5
2	b. No	37.50%	3
	Total	100%	8

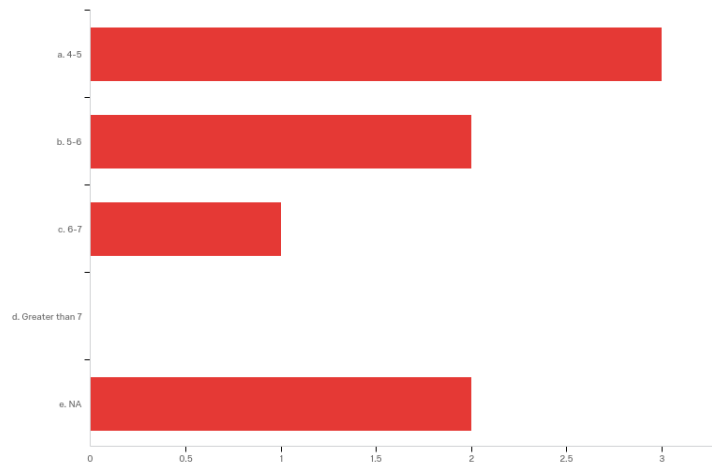
Typical faculty (major professor) to graduate student mentee ratio

#	Answer	%	Count
1	a. 1:1	0.00%	0
2	b. 1:2	62.50%	5
3	c. 1:3	12.50%	1
4	d. 1:4	12.50%	1
5	e. 1:5	0.00%	0
6	f. More than 1:5	12.50%	1
	Total	100%	8

Percentage of doctoral students entering the program who are guaranteed 4-5 years of financial support from the program



Average number of years to graduation (doctoral degree) in your program



Does your program currently have a **DPD program for undergraduates?**

#	Answer	%	Count
1	a. Yes	87.50%	7
2	b. No	12.50%	1
3	c. NA	0.00%	0
	Total	100%	8

Is your program considering discontinuing the DPD undergraduates program due to upcoming 2024 changes in dietetic registration requirements?

#	Answer	%	Count
1	a. Yes	37.50%	3
2	b. No	37.50%	3
3	c. Not sure	12.50%	1
4	d. NA	12.50%	1
	Total	100%	8

Is your program considering developing a Future Education Model Bachelor's degree curriculum or major?

#	Answer	%	Count
1	a. Yes	50.00%	4
2	b. No	25.00%	2
3	c. Not sure	25.00%	2
4	d. NA	0.00%	0
	Total	100%	8

Does your program currently have a traditional **MS/DI combined program**?

	Answer	%	Count
1	a. Yes	62.50%	5
2	b. No	37.50%	3
3	#	0.00%	0
	Total	100%	8

Does your program/department have plans for a developing a traditional master's degree in nutrition or dietetics, or for a combined traditional MS/DI to meet 2024 requirements for students' eligibility for Registration?

#	Answer	%	Count
1	a. Yes	75.00%	6
2	b. No	25.00%	2
3	c. Not sure	0.00%	0
4	d. NA	0.00%	0
	Total	100%	8

Does your program/department currently have or have plans for a Future Education Model graduate dietetics program?

#	Answer	%	Count
1	a. Yes	50.00%	4
2	b. No	37.50%	3
3	c. Not sure	12.50%	1
4	d. NA	0.00%	0
	Total	100%	8

Is there any other information that you would like to provide about your department or program?

29. Is there any other information that you would like to provide about your department or program?

NA

Nutrition program has ~200 undergraduate students and about 12 graduate students. Faculty are well funded via NIH, USDA, Gates Foundation and NASA among other private agencies.

Enrollment in our DPD undergraduate program has been dropping since the MS required-RD was announced. There is general concern that students do not see a 4-year degree + MS/DI as cost-effective and are opting for nursing, kinesiology, or other health careers over dietetics.

Nutrition is fragmented at OSU and has become more so over past 15 years. Weakens our ability to negotiate for tenure track faculty and get students. Also, reduces our visibility as a strong program within the university

Info re teaching loads at different institutions would be helpful.